

Power save mode Samsung phones V0

13 June 2018



The smart way to save money



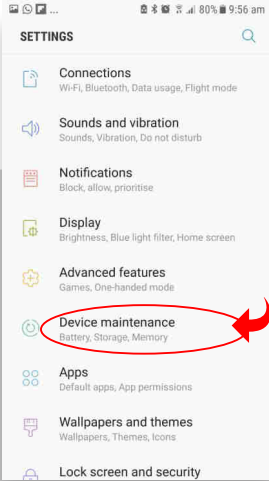
Journey Organizer

Power save mode Samsung phones

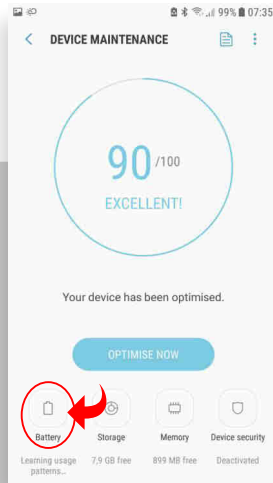
Android 7

The Mid Power Saving mode in Samsung phones will switch the 'Background network usage' 'off' by default thus forcing users to refresh the trips screen in the JO app in order to sync the trips. If you require the trips to auto sync then follow the steps below to enable 'Background network usage'. Open 'Settings' then follow steps 1 to 5. You can also add JO to the 'Unmonitored Apps' list on image 3 at the bottom of the screen.

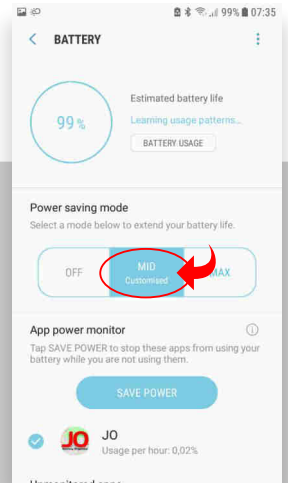
1



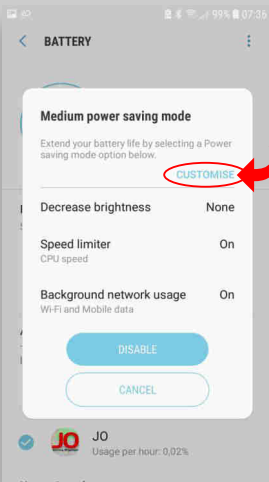
2



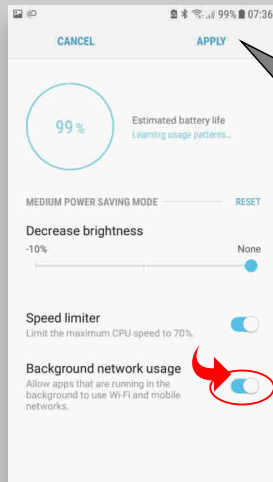
3



4



5



After you enable the 'Background network usage' select 'APPLY'



Power save mode Samsung phones

Android 8

The Mid Power Saving mode in Samsung phones will switch the 'Background network usage' 'off' by default thus forcing users to refresh the trips screen in the JO app in order to sync the trips. If you require the trips to auto sync then follow the steps below to enable 'Background network usage'. Open 'Settings' then follow steps 1 to 4. You can also add JO to the 'Unmonitored Apps' list on image 3 at the bottom of the screen.

